

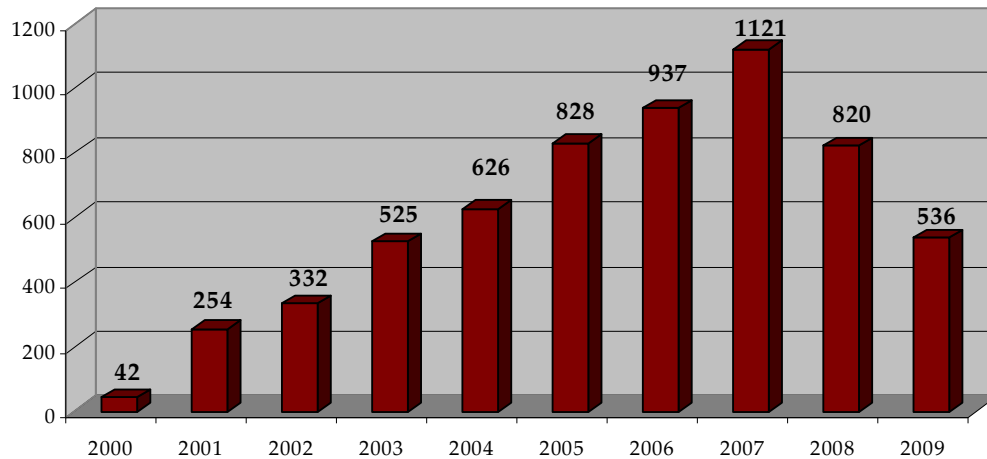


COMBATING TRAFFICKING IN HUMAN BEINGS: UKRAINE

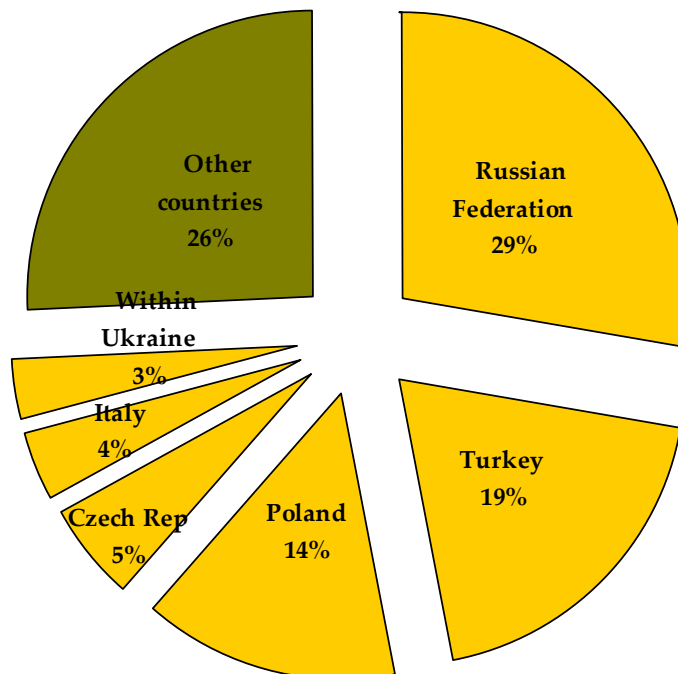
Statistics last updated on 30 September 2009

IOM Ukraine started assisting victims of trafficking (VoTs) in 2000. Since January 2000 till September 2009 6021 VoTs received reintegration assistance including legal assistance with civil issues, legal consultation and representation for victims serving as witnesses in criminal cases, medical care, psychological counselling, reintegration grants, vocational training, etc.

1. Number of VoTs assisted by the IOM Ukraine¹



2. VoTs assisted by the IOM Ukraine: Countries of destination (January 2000 – September 2009)¹



¹ See table 3

**3. VoTs provided with direct assistance² by the IOM Ukraine**

Country of destination	Number of victims ³ / year										
	2000	2001	2002	2003	2004	2005	2006	2007	2008	2009	Total
Russian Federation	--	17	28	82	110	198	293	359	350	237	1674
Turkey	1	55	56	129	207	293	154	117	90	54	1156
Poland	--	5	17	51	63	114	175	192	179	77	873
Czech Republic	--	--	8	17	45	39	72	105	13	27	326
Italy	5	20	19	45	19	24	27	42	24	17	242
UAE	--	2	10	5	13	6	75	79	13	10	213
Within Ukraine	--	18	4	24	6	6	17	45	32	35	187
Germany	--	6	16	26	16	6	13	18	16	9	126
the FYROM	11	29	45	13	12	10	1	--	--	--	121
Israel	--	9	2	18	35	22	5	17	6	7	121
Portugal	--	2	11	15	3	11	14	31	14	19	120
Greece	2	4	31	25	4	15	7	18	5	2	113
Serbia/Montenegro ⁴	--	6	14	15	36	13	7	--	--	--	91
Austria	--	--	--	--	2	3	13	48	21	--	87
Spain	--	7	8	9	9	7	6	8	17	9	80
Bosnia & Herzegovina	11	16	15	7	13	1	3	1	2	--	69
Kosovo (Serbia)	6	23	22	8	--	--	3	1	--	--	63
Cyprus	--	--	5	3	8	3	9	5	3	11	47
Hungary	--	--	--	3	3	10	6	7	2	3	34
UK	--	--	--	--	1	13	4	3	10	1	32
Lebanon	--	--	--	3	1	2	3	8	3	3	23
Bulgaria	1	12	1	2	1	1	3	--	--	--	21
Slovak Republic	--	--	2	3	1	--	1	5	2	2	16
Slovenia	--	--	2	1	3	2	4	1	1	--	14
Syria	--	9	1	--	--	1	--	--	2	--	13
Lithuania	--	--	--	--	--	12	--	--	--	--	12
Netherlands	--	--	5	1	--	3	1	2	--	--	12
Egypt	--	1	1	2	2	1	4	--	--	1	12
Moldova	--	--	--	--	2	5	3	--	--	1	11
Switzerland	--	--	2	2	--	--	2	1	2	1	10
France	--	--	--	6	--	--	--	1	--	2	9
Belgium	--	2	4	1	1	--	--	--	--	--	8
Norway	--	--	--	--	--	--	--	1	--	7	8
Romania	--	2	--	--	--	--	4	--	2	--	8
Albania	2	4	--	1	--	--	--	--	--	--	7
Croatia	--	--	2	--	--	--	4	1	--	--	7
Liberia	--	--	--	--	4	--	--	--	--	--	4
Armenia	--	--	--	--	--	4	--	--	--	--	4
Japan	--	2	--	--	1	1	--	--	--	--	4
Kazakhstan	--	--	--	--	1	1	1	1	--	--	4
Sweden	--	--	--	3	--	--	--	--	--	1	4
Finland	3	--	--	--	--	--	--	--	--	--	3
Nigeria	--	--	--	3	--	--	--	--	--	--	3
South Korea	--	1	1	--	--	--	1	--	--	--	3
Benin	--	--	--	--	--	--	--	--	3	--	3
Tunisia	--	--	--	--	--	--	--	--	3	--	3
Malta	--	--	--	1	1	--	--	--	--	--	2
Serbia	--	--	--	--	--	--	--	2	--	--	2
Jordan	--	--	--	--	1	--	1	--	--	--	2
Georgia	--	1	--	--	1	--	--	--	--	--	2
Belarus	--	--	--	--	--	--	--	--	2	--	2
Montenegro	--	--	--	--	--	--	--	--	2	--	2
Monaco	--	1	--	--	--	--	--	--	--	--	1
Yemen	--	--	--	1	--	--	--	--	--	--	1
Libya	--	--	--	--	1	--	--	--	--	--	1
Latvia	--	--	--	--	--	--	1	--	--	--	1
China	--	--	--	--	--	1	--	--	--	--	1
Argentina	--	--	--	--	--	--	--	1	--	--	1
Bahrain	--	--	--	--	--	--	--	1	--	--	1
Canada	--	--	--	--	--	--	--	--	1	--	1
Total	42	254	332	525	626	828	937	1121	820	536	6021

² Including medical, psychological, legal and travel assistance as well as vocational trainings, micro-enterprise support, housing, etc³ Number of victims includes attempts of trafficking⁴ Figures for Serbia/Montenegro relate to VoTs before June 2006



4. VoTs: Type of exploitation

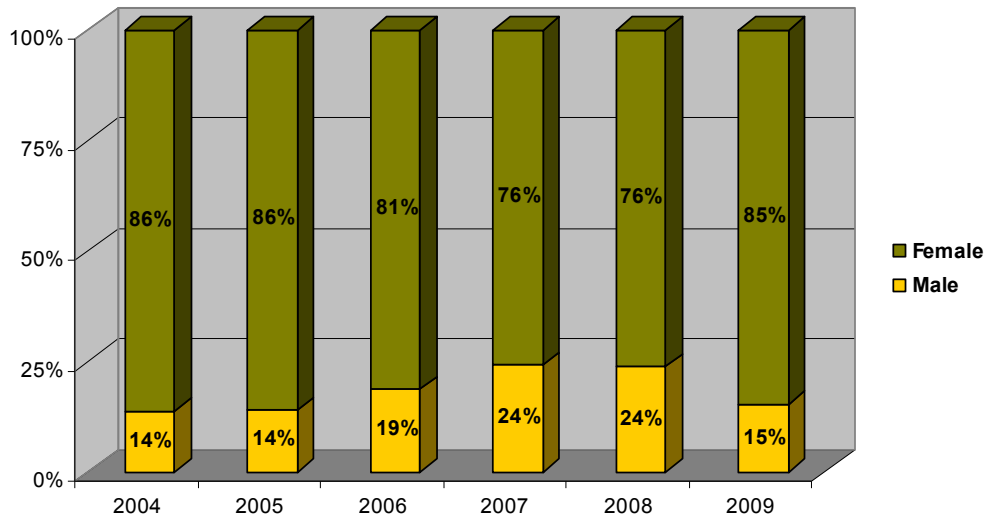
Type of exploitation	2004	2005	2006	2007	2008	2009
Sexual ⁵	403	558	597	584	392	312
Labor ⁵	190	232	320	500	404	198
Mixed	24	28	15	32	7	16
Begging	9	10	5	5	14	10
Other ⁶	--	--	1	--	3	--

⁵ Includes 23 attempts (2009), 20 attempts (2008), 41 attempts (2007), 31 attempts (2006), 58 attempts (2005) and 21 attempts (2004) of trafficking for sexual exploitation; 2 attempts (2007) of trafficking for labor exploitation

⁶ 3 cases of involvement in to low level criminal activity and 1 attempt of organ trafficking

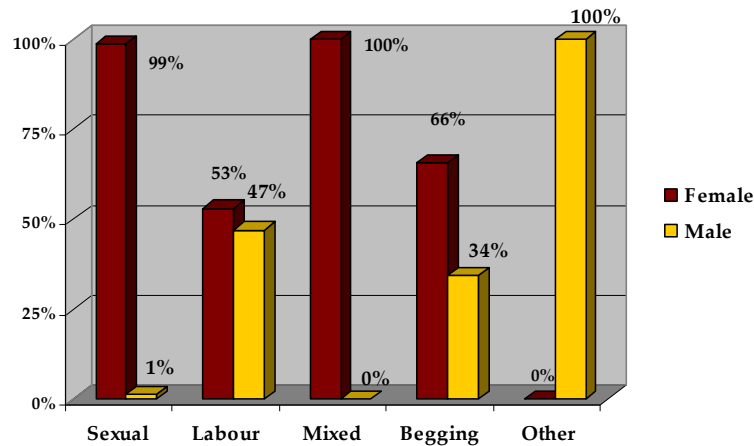
5. Gender of VoTs

Gender	Number of VoTs					
	2004	2005	2006	2007	2008	2009
Female	540	713	761	849	625	454
Male	86	115	176	272	195	82



6. VoTs: Type of exploitation by gender (2007-2009)

Gender	Type of exploitation					Total
	Sexual	Labour	Mixed	Begging	Other	
Female	1267	586	56	19	0	1928
Male	17	519	0	10	3	549



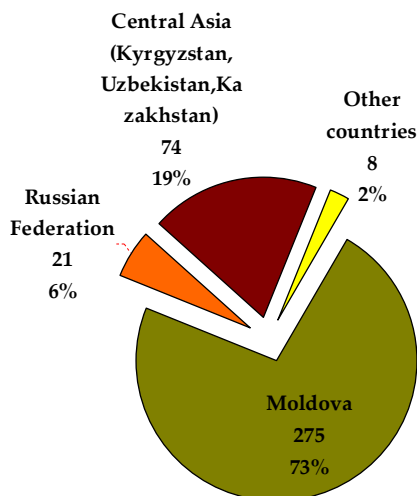


7. Ukraine as a transit and destination country

Citizenship of VoT	2003-2005				2006			2007				2008		2009			
	Country of destination				Country of destination			Country of destination				Country of destination		Country of destination			
	TR	UA	UAE	IL	TR	UAE	CZ	TR	UA	CZ	RU	UA	RU	CY	TR	UAE	UA
Moldova	220	1	1	--	27	15	1	--	2	--	--	--	--	1	--	6	1
Russian Federation	16	--	--	--	1	--	--	--	1	1	2	--	--	--	--	--	--
Kyrgyzstan	24	5	--	--	2	--	--	2	--	--	--	--	--	--	--	--	--
Uzbekistan	20	4	--	1	3	--	--	--	4	--	--	--	--	--	4	--	1
Kazakhstan	--	4	--	--	--	--	--	--	--	--	--	--	--	--	--	--	--
Belarus	1	--	--	--	--	--	--	--	--	--	--	1	--	--	--	--	--
Georgia	1	--	--	--	--	--	--	--	--	--	--	--	--	--	--	--	--
Slovakia	--	--	--	--	--	--	--	--	1	--	--	--	--	--	--	--	--
India	--	--	--	--	--	--	--	--	--	--	--	1	--	--	--	--	--
Nigeria	--	--	--	--	--	--	--	--	--	--	--	--	1	--	--	--	--
Philippines	--	--	--	--	--	--	--	--	--	--	--	--	--	--	--	--	2
TOTAL	298				49			13				3		15			

TR-Turkey, UA-Ukraine, UAE – United Arab Emirates, IL –Israel, CZ - Czech Republic, RU – Russian Federation, CY-Cyprus.

8. Ukraine as a transit and destination country: citizenship of VoTs (January 2003 – September 2009)



9. Type of organization referring victims to the IOM Ukraine

Referring Organizations	2001-2005	2006	2007	2008	2009
IOM missions outside of Ukraine	376	66	19	21	13
NGOs (see table 10)	2053	824	1043	732	481
Law enforcement units in Ukraine	91	16	21	25	27
Other	45	31	38	42	15
Total	2565	937	1121	820	536

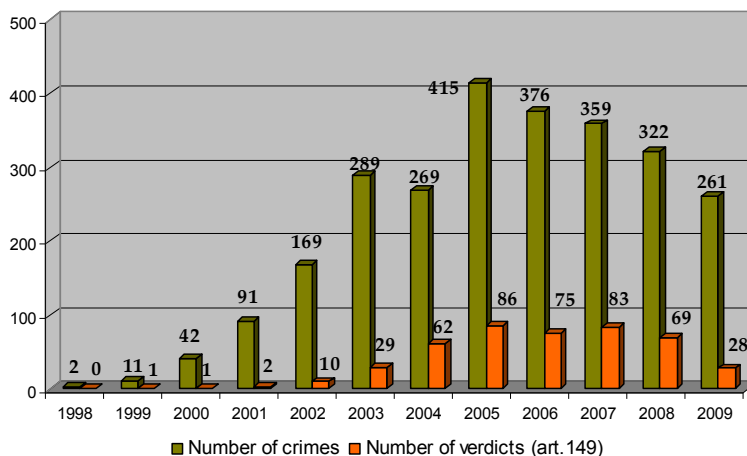
10. Source of VoTs referral to NGOs

Source of referral	Number of VoTs		
	2007	2008	2009
Law enforcement / SBU / SBGS	409	242	165
VOTs	277	178	147
NGO activities (lectures, projects, media, hotlines etc)	158	171	79
Individuals	124	54	56
Governmental structures (employment center, local authorities etc)	46	42	21
International NGOs	13	1	--
Religious organizations	11	1	--
NGO network	1	38	12
IOM Kyiv	4	--	--
Other	--	5	1



11. Number of registered crimes filed by CT Department of MOI of Ukraine and number of verdicts passed by the courts of Ukraine according to Art. 149 (previously 124-1) of the Criminal Code of Ukraine

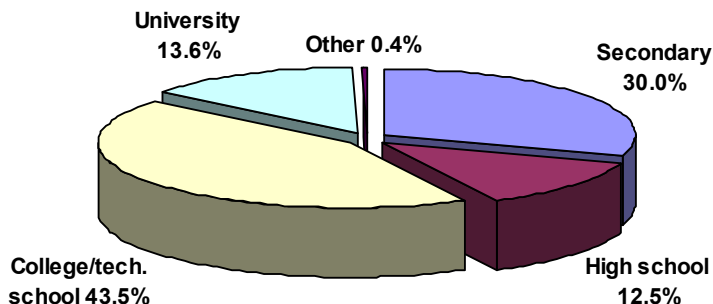
Year	Number of registered crimes *	Number of verdicts* (art.149)
1998	2	--
1999	11	1
2000	42	1
2001	91	2
2002	169	10
2003	289	29
2004	269	62
2005	415	86
2006	376	75
2007	359	83
2008	322	69
2009	261	28**
Total	2606	446



* Information submitted by CT Department of MOI and Supreme Court of Ukraine
** As of 30 June 2009

12. VoTs' level of education (2007-2009)

Education	2007	2008	2009
Secondary	370	234	137
High school	120	100	89
College/technic.school	461	366	248
University	163	115	59
Other	7	5	3



13. VoTs referred to the IOM Ukraine. Employment status at the end of reintegration period

Type of employment	Number of VoTs							
	2002	2003	2004	2005	2006	2007	2008	2009
Private business	113	232	201	281	345	267	136	78
Private sector employee	--	--	--	--	121	387	245	111
State owned business	50	86	78	112	142	51	45	34
State sector	46	60	77	92	135	74	89	40
Non-government sector (NGOs)	4	2	--	1	--	1	--	--
Student	26	27	45	45	35	128	115	88
Pupils	3	5	6	12	6	7	9	16
Maternity leave	12	12	13	19	15	20	13	6
Sex industry in Ukraine	1	2	3	5	4	--	10	--
Unemployed	42	26	40	44	25	45	24	35
Unemployed due to drug addiction	1	1	--	2	--	--	--	--
Returned abroad	5	11	8	15	22	22	5	9
Still receiving assistance	--	--	2	69	20	85	114	94
Unknown	25	9	15	22	16	18	7	10
Other	--	--	1	1	2	6	6	1
Total of Ukrainian victims	328	473	489	720	888	1111	818	522
Repatriated (see table 7)	4	52	137	108	49	10	2	14
Total	332	525	626	828	937	1121	820	536



14. Reintegration assistance provided by the IOM Ukraine in cooperation with NGOs

VoTs who have been included into the program by the end of 2008 continue getting assistance in 2009

Type of assistance	Number of beneficiaries								
	2001	2002	2003	2004	2005	2006	2007	2008	2009
Airport assistance	95	110	82	71	106	28	25	21	14
Port assistance	--	--	53	137	110	81	68	--	--
Sheltering	85	4	--	--	29	33	53	87	21
Transportation	151	204	261	371	394	537	458	610	255
Counselling/Information	254	328	525	626	828	937	1121	820	536
Reinstallation grant	251	317	413	385	645	863	764	1245	621
Vocational training/Education	82	104	175	180	339	403	411	605	177
Medical assistance	118	268	360	314	558	787	737	1272	394
Psychological support	62	218	350	314	480	658	503	545	265
Legal services	17	16	46	45	134	327	339	467	188
Housing	43	22	36	54	178	436	272	526	211
Passport restoration	2	4	4	18	21	26	8	16	8
Family support	--	--	45	158	468	595	370	530	256
Rehab. Centre Services	--	173	200	191	242	204	174	172	90
Transit Shelter Services	--	--	28	137	110	53	71	--	--

15. IOM REINTEGRATION NGO PARTNERS IN UKRAINE

Name of Organization	Location	Contact Information
Suchasnyk	Chernivtsi	(38 0372) 58 55 96
Women's Information and Co-ordination Centre	Dnipropetrovsk	(38 056) 370 25 35; 370 25 50
Promin	Dnipropetrovsk	(38 050) 674 81 28
Donetsk League of Business and Professional Women	Donetsk	(38 062) 334 34 00, 334 20 43; 334 34 43
Road to Life	Kharkiv	(38 057) 719 85 30
Women's Community	Kharkiv	(38 057) 714 38 50
Successful Women	Kherson	(38 0552) 26 35 63; 42 37 65
Kirovohrad Oblast Center for Women's Issues	Kirovohrad	(38 0522) 22 58 90; 22 65 79; 22 65 06, 22 65 79
Caritas	Khmelnyskyi	(38 0382) 61 63 71
Espero	Khmelnyskyi	(38 0382) 61 63 71
Educational Center "Women of Donbas"	Luhansk	(38 0642) 55 16 99
Veles	Lutsk	(38 03322) 555 42
Volyn Perspectives	Lutsk	(38 03322) 555 42
Sokal Agency of District Development	Sokal (Lviv Oblast)	(38 067) 335 86 05
Western Ukrainian Center "Women's Perspectives"	Lviv	(38 032) 2 962 962; 295-50-60;
Mykolaiv Fund "Lubystok"	Mykolayiv	(38 0512) 47 82 69
Public Movement "Faith, Hope, Love"	Odesa	(38 0482) 63 33 39; 32 42 24
Family House	Poltava	(38 0532) 53 09 10
Center for Supporting Civil Initiatives "Chayka"	Rivne	(38 0362) 69 00 00; 23 34 57; 23 43 48
Youth Center for Women's Initiatives	Sevastopol	(38 0962) 55 73 90; 55 73 90
Hope and Future	Simferopol	(38 050) 651 56 04; (38 066) 792 69 69
Dovira – MET	Sumy	(38 0542) 32 55 52, 78 13 09
Ternopil City NGO "Revival of a Nation"	Ternopil	National Toll-Free Hotline: 8 800 505 50 10 or 527 for subscribers of KyivStar, life:, and UMC
Uzhgorod Oblast Women's Center "Vesta"	Uzhgorod	(38 03122) 3 20 91;
Progressive women	Vinnytsia	(38 0432) 35 85 60
Men Against Violence	Vinnytsia	(38 0432) 59 20 47
Dzherelo Nadii	Vinnytsia	(0432) 53 10 94
Avenir	Zhytomyr	(38 0412) 41 40 38; 36 21 70
Women Information-Consulting Centre	Zhytomyr	(0412) 40 07 33; 400 731; 400 732
Caritas	Ivano-Frankivsk	(0342) 50 25 46

In addition to these organizations working directly with victims of trafficking, IOM Kyiv supports more than 75 civil society and faith-based organizations working to raise awareness about and prevent trafficking.